



Students' Literacy and Articles' Quality Improvement in the Faculty of Da'wa and Communication in Sunan Kalijaga State Islamic University

Siti Syamsiyatun

Universitas Islam Negeri Sunan Kalijaga, Yogyakarta

Email: siti.syamsiyatun@uin-suka.ac.id

Ahmad Izudin

Universitas Islam Negeri Sunan Kalijaga, Yogyakarta

Email: ahmad.izudin@uin-suka.ac.id

Abstrak

Artikel ini hendak mengkaji tentang minat mahasiswa mengakses Jurnal online di Fakultas Dakwah dan Komunikasi, UIN Sunan Kalijaga Yogyakarta. Penelitian ini menerapkan metode survey dengan Teknik analisis data kuantitatif. Hasil penelitian menunjukkan bahwa semua variabel yang diujikan dengan kesimpulan dapat diterima. Ini artinya, setelah pengolahan data yang dianalisis dari hasil penyebaran kuesioner dapat diketahui bahwa data yang diujikan dengan metode regresi linear sederhana memiliki nilai positif sehingga diketahui bahwa minat mahasiswa mengakses Jurnal online berpengaruh terhadap peningkatan mutu artikel. Sementara itu, survei tentang minat mahasiswa dalam mengakses Jurnal online masih minim dengan dibuktikan 42,2% menjawab tidak tahu adanya jurnal. Namun jumlah mahasiswa yang menjawab bahwa internet merupakan kebutuhan primer sekitar 98%. Sayangnya, internet sebagai akses terhadap Jurnal online lebih banyak dimanfaatkan sebagian besar kontensnya hiburan dengan prosentase 56%. Nilai tersebut diperoleh dari rata-rata akses terhadap internet antara 1-3 jam mencapai 38%, antara 4-6 jam 30,4%, antara 7-10 jam 22,8%, antara 11-13 jam 4,8%, dan > 14 jam 4%.

Kata Kunci: Jurnal ilmiah daring, minat mahasiswa, dan survey.

Abstract

The aim of this article is to investigate student interest in accessing online platform of academic journals in the Faculty of Da'wah and Communication, UIN Sunan Kalijaga, Yogyakarta. This research applied survey method with quantitative technique to analyse collected data. The results show that all variables tested by conclusions are accepted. This means, after processing the data from the results of questionnaires, it can be seen that the data tested with simple linear regression methods have a positive value so it shows that students' interest in accessing online journal has an effect on improving quality of their articles. Meanwhile, student interest in accessing online journal survey was still minimal, with 42.2% answered that they do not know the existence of the academic journals. However, 98% of students answered that the internet is a primary need. Unfortunately, the internet, as a tool to access online journals, is mostly used to find entertainment contents with a percentage of 56%. This value is obtained from the average access to the internet; 38% in between 1-3 hours, 30.4% in between 4-6 hours, 22.8% in between 7-10 hours, 4.8% in between 11-13%, and 4% in > 14 hours.

Keywords: Online academic journals, student interest, and survey.

A. Introduction

The development of scientific knowledge and theories has been enhanced by strong intellectual scepticism, curiosity, and literacy. Literacy, at the very bottom level is associated with ability to read; and reading, in turn, is indeed a very fluid concept. Reading and literacy thus are known to have a number of connotations that increases in depth and width over time (Aryani et al., 2018). There have been variety of traditions of reading exhibited by different communities from time to time in different places. Reading ability has also been used as a benchmark for literacy rates of community for many decades. In short, we can say that there are multi-meanings of literacy and reading, and that the concepts change and develop over time and over generation (Mayling Oey-Gardiner, 2017).

At the socio-political context, literacy or ability to read has become one of the basic features to assess the quality of the development of countries around the world. The least sign of citizens' literacy is their ability read, that is to spell

and pronounce their alphabetical letters. Most Indonesian citizens have passed this first standard of reading ability. Next target of literacy requires readers to understand and comprehend the content of the messages that they read. Anecdotal evidences suggests that many Indonesians are still struggling at this stage; they can be found in public spaces where many people still smoke under the board sign saying “No Smoking in This Area”, “Thank You for not Smoking in this Area”, or people parking their vehicle in the area where “No Parking” sign is posted; or even they speed up in yellow or red lights at the cross roads. These people, we can safely assume, can read in terms of pronouncing the letters; and probably they might or might understand also the messages, but for sure they do not comprehend and act upon accordingly. Thus, their degree of literacy is still at the minimum level.

In our daily life, it cannot be denied that we still find elite people in university premises are doing exactly the same as people with the lowest degree of literacy; they are able to pronounce letters and words but do not really understand the meaning and act upon the messages. There are so many signs and announcements inside a university of which its own communities do not respect and obey, even deny and disobey despite the fact that university and other forms of institution of higher education are considered or at least perceived as the top elites in the curve of communities' literacy.

University, or institutions of higher educations are expected to be the first and foremost in the area of literacy, in its narrow or broader connotations. Ability to read, to understand, to comprehend, to analyse, to scrutinize, to develop, to create, and so on are all highly related to literacy. How far and wide literacy is achieved in a university will correlate with the products or actions it exhibits Thus literacy theoretically must be developed and advanced continuingly in university and higher education institutions.

Currently, these institutions of higher education encounter new challenges in this literacy area from international academic community; one of

them is that related to the readership and production of knowledge through online journal platform. Online journal provides the arena for improving the quantity and quality of publications, citations of the published articles, and impacts of their findings for the improvement of the like of the general population. In order to face the challenges, all university around the globe provides enormous fund to accomplish targeted scientific research and journal publications. The Indonesian Ministry of Research and Higher Education, as well as the Ministry of Religious Affairs—two Ministries that manage largest number of higher educations in the country, also dedicate significant funds to advance such scientific literacy at its high levels (Al-Imarah et al., 2021).

It is mandatory that scientific literacy tradition and development in higher education institution need to be improved and adapted to new challenges of the age over time and again. Scientific literacy tradition, not only address with human's capacity and capability to read, understand, and comprehend the literatures, but also to apply, to scrutinize, to criticise and to improve them. In this sense, quality literacy becomes an integral part of improving the quality of higher education (Coates, 2005; Williams, 2016).

At present, various universities continue to strive to improve the quality of education through academic various media, both in the formal and informal learning processes; such as the learning process in the classrooms and outside the classrooms. In doing so, both learning activities requires a continuing update on the development of respective fields of studies offered in the university as well improvement in the methodology of learning. The coming of digital age brings about revolutions in the tradition of learning processes, especially in the access of content and methodology (Previtali & Cerchiello, 2021).

Half a century ago, speed of scientific literacy was still quite slow; the production and distribution of scientific reading materials in the forms of books or journals were still limited. As such, it influenced the ways or methods

of lecturers to interact with their students in learning process. The coming of internet and digital technology changes almost everything related to literacy process. The production and reproductions of reading materials are instantly and constantly taking place with everybody to have access to the devices can participate in those activities. Lectures are challenged to rethink about their lectures: what contents, from what sources, how to deliver, with what impacts to anticipate (Sayidah et al., 2019).

Scientific journal articles have become first, most favourable sources of references for both lecturers and students in looking for latest invention of theories or models they want to know. Reading scientific journal articles in class stimulate quality discussion for different purposes; the least of it to catch up with the latest data in certain area of study. Other purposes can be identified as to re-examine, or to scrutinize, to criticize or to develop upon a new theory.

The latest references that are able to be presented to the students as user education can actually be sustained through scientific discussion rooms and research studies that are published. This scientific publication can be in form of books, teaching materials, or publication of research journals. Who has this obligation? The obligation of scientific publication is pinned to all academic civitas. Speaking of the academics, the stakeholder who holds the most roles are lecturers as teaching staffs.

Lecturers' tasks in carrying out *tri dharma* obligations that cannot be separated are the publication of scientific journals. This time around, one of the universities that is keen to encourage its lecturers to publish their work in academic journals is UIN Sunan Kalijaga. As an Islamic university, supporting scientific reference sources published in journals is continuously reinforced to improve the quality and excellency of its publication. In order to improve that, UIN Sunan Kalijaga established a non-formal institution called "*Rumah Jurnal*" which initiated by the Research Center of Al Jami'ah. Through "*Rumah Jurnal*",

various activities have been carried out. One of the routine agendas is training to keep encourage journal managers to improve the content of the study of each journal within UIN SUNAN KALIJAGA. Up until now, UIN SUNAN KALIJAGA had 72 journals, 37 journals have previously been accredited by Sinta, a state accreditation body that evaluates ranks of academic journals in Indonesia.

As one of Islamic universities in Indonesia, UIN Sunan Kalijaga always strive to encourage the journal managers to conduct accreditation as to improve the quality and excellency of the papers that are being published. The question is, are the efforts made by the journal managers directly proportional to the number of citations from users, especially students? This is one of the tasks that needs to immediately be given the best solution. For example, requiring students to take reference for final writing (mini thesis, thesis, and dissertation) from journals in the environment of UIN Sunan Kalijaga in their works.

In order to improve the quality of articles, journal managers need to maximise the service to all users. According to Mahajan's study, there are three factors that can affect the improvement on the quality of education which in this context is related to the quality of articles, namely (1) respect for student, which contains a good response from all journal staff or managers that adjusted for each student's interest in the study; (2) professor's knowledge, the description of all things related to knowledge that are understood through various elements that support academic activities; (3) university physical environment, it includes the facilities and infrastructure for journal publications (Mahajan et al., 2014).

It is not easy to realise the three main elements above if the facilities in supporting the students interest enhancement in accessing journals as their learning materials. Muhson's study reminds us that student learning interest cannot be enhanced if the application access system is not supported by

problem-based learning (Muhson, 2009) This system application can be an important instrument for students in the learning process. It is important, considering students interest in accessing journals needs to be increased and by itself can increase the number of citations in existing journals. In addition, motivation is also an important point in realising an increase in the number of citations and the quality of journal articles. For example, an indicator that influences students' interest as an initial motivation in finding learning media is knowing each individual's tendency (Indrawati, 2009).

Referring to other sources, the tendency of individual students to increase their motivation and interest in learning though journal access in the online platform because of the good quality of education as a supporting tool. Rofiq's study shows that the success in improving the academic quality of students through Library Material Information Learning (PIBP in Indonesian) learning is to improve the internet services. This study examines the success of STAIN Ponorogo in increasing reading interest and access to information on lecture teaching materials through library digital services. This is related to any content in the online library system that can increase student interest in accessing the digital-based library (Rofiq, 2009).

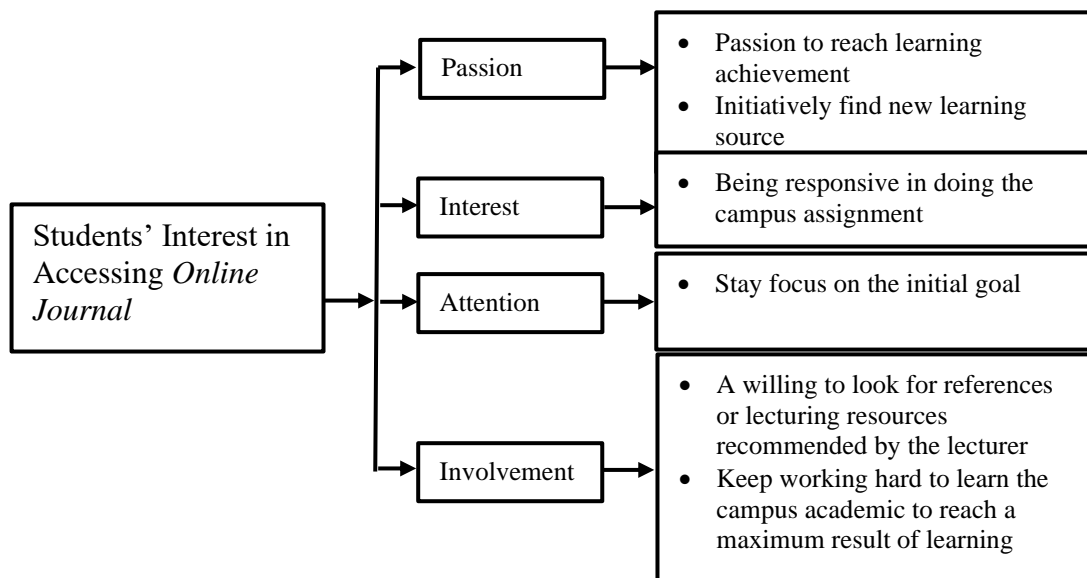
From previous studies on students' interest in accessing internet as learning references materials, is none other than easy and adequate service. For that reason, if journal managers in UIN SUNAN KALIJAGA, especially in the Faculty of Da'wah and Communication, wants to improve the quality of journal articles as students' learning references, they need to improve the service in order to facilitate them. Thus, this is necessary to map or conduct a survey for students on how much the internet can be used as a learning medium.

Another reason that underlies the need to conduct such survey is presumably because the journal publication in the Faculty of Da'wah and Communication are still relatively small in matters of citations or indexing. This becomes a paradox, in the midst of the efforts of journal managers to

realise the quality of articles. For this reason, it is necessary to examine further the factors and indicators that attract students in accessing the journal. If you have found the causative factors, it will make it easier for journal managers to map the alternative strategies to encourage students to use scientific publications as academic references.

Based on the above problems, this study answers two problem formulations, namely whether there is an influence of student's interest in accessing online journal on improving the quality of articles in the Faculty of Da'wah and Communication, and how much student respond to their interest in accessing online journal platform.

The following diagram is the visualization of students' interest in accessing OJS derived from concepts into indicators. From the indicators then it is referred into draft arrangement of questions which are composed in questionnaire. The visualization is as shown below:



Picture 1. The Indicators of Students' Interest in Accessing *Open Journal System*

According to the picture 1 above, researcher conclude that the interest could be taken from a few important points, which are passion, interest,

attention, and involvement. These things could be directly affected by intrinsic factors (individual internal) or extrinsic (individual external). Thus, the students' interest in accessing online journal the Faculty of Da'wah and Communication as the first assumptions could be influenced by passion, interest, attention, and involvement of students in learning process directed by the lecturer to access the journal.

The next step after mapping the interests is that researcher needs to define the improvement of article's quality. As an effort to improve the academic quality in higher school, it is required a better management of the journals. This context has a straight relation to the supporting facilities of academic quality improvement. One of the mechanisms that could be ran is to repair the institutional management (Sudadio, 2012, p. 342). Another view in managing the education quality is the requirement of systematic cooperation process, systemic and comprehensive to manifest the main purpose of national education system (Sisdiknas). This view emphasized the importance of the achievement of each vision in higher education (Mulyasa, 2002, p. 19).

B. Research Method

This research used quantitative methodology to test the relation of cause-effect—whether or not there is an effect on two tested variables. Moreover, this research is a survey research (Stephen Gorard, 2003, p. 53). The independent variables are then abbreviated to X (students' interest in accessing online journal) and the dependent variable is abbreviated to Y (articles' quality improvement). After the variables are known, the researcher explains a theory used so that it becomes a concept using words which could describe observable behaviour or symptom. Concepts are sorted by simplification of these important terms (Morissan, 2012, p. 63; Sugiono, 2014, p. 17). This research was designed to find out the effect of students' interest in accessing online journal towards the improvement of articles' quality in Faculty of Da'wah and Communication environment. Faculty of Da'wah and

Communication through formulated hypothesis. After that, researcher arranges indicators and then creates questionnaire.

The populations of this research were 250 of students in the Faculty of Da'wah and Communication, UIN Sunan Kalijaga. The sampling used in this research was probability sampling technique with multi-stage cluster sample method (Singarimbun & Effendi, 1987, p. 34). According to Arikunto, the provision of sampling can be taken between 10%-15% or 20%-25% of population (Arikunto, 1998, p. 23). The number of sampling refers to the 10% opinions, which are 250 students. It consisted of each study programs; 50 participants from KPI, 50 participants from BKI, 50 participants from PMI, 50 participants from MD, and 50 participants from IKS.

The data collection method used was questionnaire—Likert scale values from 1 to 5—using scale tool in a form of a compilation of respondents' behavior statements which was submitted and was scored then interpreted (Creswell, 2010, p. 3). Besides questionnaire, researcher was also collected the documentation of data such as archives, scientific journals, et cetera (Bungin, 2011, p. 47). Meanwhile, to test the validity and reliability was used *Product Moment* and *Cronbach Alpha* method. The data analysis used Simple Linear Regression method (Ghozali, 2016). To facilitate data interpretation, researcher also used *SPSS for Windows*.

C. RESULT AND DISCUSSION

1. Respondents' Characteristic and Data Interpretation of Research

The characteristic of respondent's data could be the primary source to show the students' behavior and perception from the answers which was given in each proposed question. The characteristic of respondent in this research was categorized into 3; they are gender, grade point average, class. The data output as shown in the following Table 1.

Table 1. Respondent Characteristic

Respondent Characteristic	Frequency (n= 250 Respondents)	Percentage
Gender		
• Male	90	36%
• Female	160	64%
Grade Point Average		
• 1.00 - 2.50 (Less satisfactory)	1	4%
• 2.56 - 2.99 (Satisfactory)	2	8%
• 3.00 - 3.50 (Very Satisfactory)	63	25,2%
• 3.51 - 4.00 (Cumlaude)	178	71,2%
Class/Semester		
• Semester 3 (2017)	75	30%
• Semester 5 (2016)	141	56,4%
• Semester 7 (2015)	34	13,6%

Source: The processed primary data, 2018.

After knowing the respondent category above, then researcher committed validity and reliability test. First, the validity test done to find out whether items served in questionnaire were actually could reveal the data accurately as being researched. This test was done through *Pearson Product Moment* between each indicator score with the total construct score. With assumption, if $t_{count} > t_{table}$, then the data was valid. Meanwhile, the data test result showed the t_{table} value was 0.133. From the comparison of each tested items, then all was stated to be valid, both the independent and the dependent variable.

Hereafter was to test data reliability. One of questionnaire was stated to be reliable if one towards the question was consistent and stable from time to time. The research instrument reliability was tested using *Cronbach Alpha* technique. The result showed that students' interest in accessing OJS (X) had *Cronbach Alpha* value 0.782 with assumption that the reliability was very high. Furthermore, the articles' quality improvement (Y) has *Cronbach Alpha* value 0.830 with the assumption that the reliability was very high. The basis

assumption was, if the *Cronbach Alpha* value was greater than 0.60 then the reliability belongs to high category (Trihendradi, 2012, p. 91).

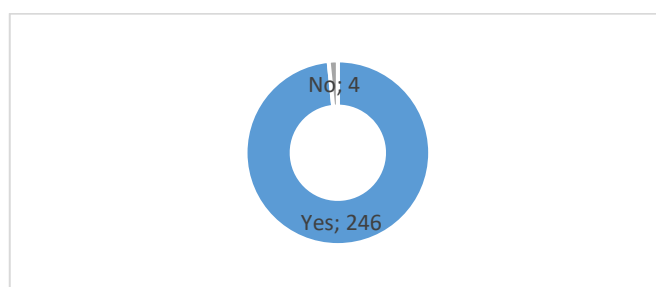
This article's hypothesis was tested using simple linear regression with t-test method (partial). This analysis model was used to find out whether or not there is an effect of dependent variable (X) on independent variable (Y). Thus, t-test was used to test partially from each variable, if the probability of t value or the significance < 0.05 ($t_{\text{count}} > t_{\text{table}}$ ratio, means that there is a significant effect between dependent variable (X) towards independent variable (Y) partially— H_a is accepted. Vice versa, if the probability of t value or the significance > 0.05 , means that there is no significant effect between each tested variable— H_0 is rejected. In reference to this assumption, it is known that t-test variable of students' interest in accessing journal (X) toward the improvement of article quality (Y) was $t_{\text{count}} > t_{\text{table}}$ ($6.379 > 1.667$) with the significance value 0.000 (< 0.05). From that value it can be concluded that the dependent variable (X) toward independent variable (Y) was affected partially, means that the hypothesis is accepted. The more quality the article is the higher number of students accessing journal and it keeps increasing. If it still continues, it could affect to the total of citation on each journal existed in Faculty of Da'wah and Communication of UIN Sunan Kalijaga.

2. Survey on Students' Interest in Accessing Journal by Internet

This article is aimed to test students' interest in accessing online journal towards the quality of article in Faculty of Da'wah and Communication UIN Sunan Kalijaga in 2018. Based on the distribution of questionnaire with proposing questions to students, researcher made scheme about the utilization of internet through online journal with students' accessibility to that media. However, before testing the hypothesis, researcher needs to explain the students' interest statistically by testing their consistency. The test of students' interest in accessing journals in Faculty of Da'wah and Communication environment consist of; quantification of the number of

students in utilizing internet as a learning media, the average of students accessing internet daily, internet contents which often accessed by the students, students' understanding about scientific journals, students' response towards the scientific journals, and the information of scientific journals.

The result of the survey of students in Faculty of Da'wah and Communication of UIN Sunan Kalijaga showed that internet is an important aspect for them as the learning media. Based on the total respondents in this study (250 respondents), about 98% (246 students) using internet as their learning media. While those who has answered 'No', are only 2% (4 students). This is shows that in the digital era, it cannot be missed, that internet is a media to develop students' ability.



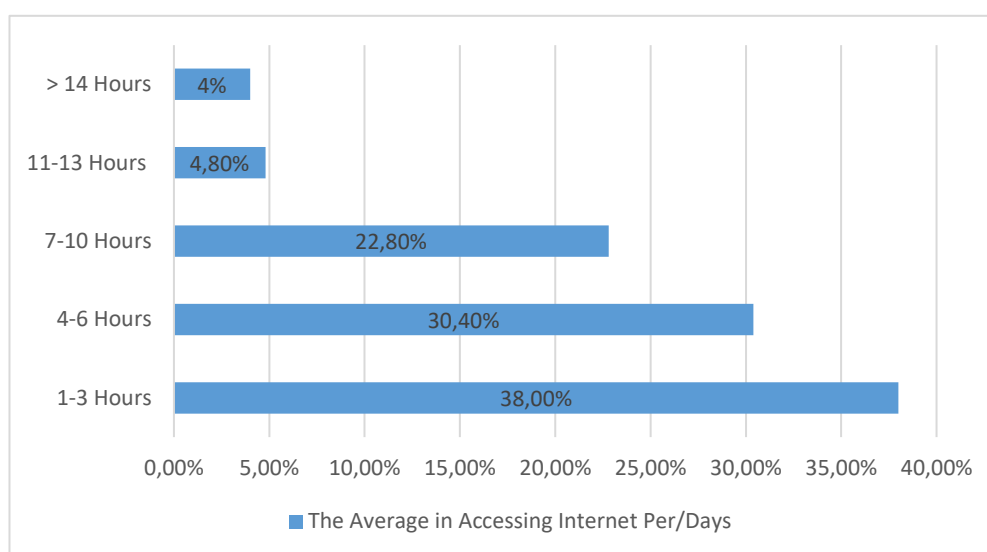
Source: The processed primary data, 2018.

In this discursive era, an Internet is primary needs of students. Besides as the media in learning, internet is used as the media to communicate through email and chatting (Ratnasari, 2008). According to Hasiguan, student needs on internet become important as the media in learning. Based on the survey of 350 students in Sumatra Utara University (USU), Medan, Hasiguan said that 63% were use the internet as the media in learning science while 28% as the media in communicating and 1.5% as the media in shopping (Hasiguan, 2008).

The other model shows that internet as the media in learning isn't from the access only. Furthermore, there are a lot type of student in accessing the internet. It is divided into three; cognitive, affective, and conative. These three aspects, beside as the learning and communicating media, were also become

the media of conative (Rahardjo et al., 2015). That is why internet is a primary need in this digital age.

The survey of internet access in the Faculty of Da'wah and Communication UIN Sunan Kalijaga in 2018 is categorized on hours per day. Based on the survey of 250 respondents, the average of accessing internet about 1-3 hours is 95 people (38%), 4-6 hours is 76 people (30,4%), 7-10 hours is 57 people (22,8%) 11-13 is 12 people and >14 hours are 10 people (4%).

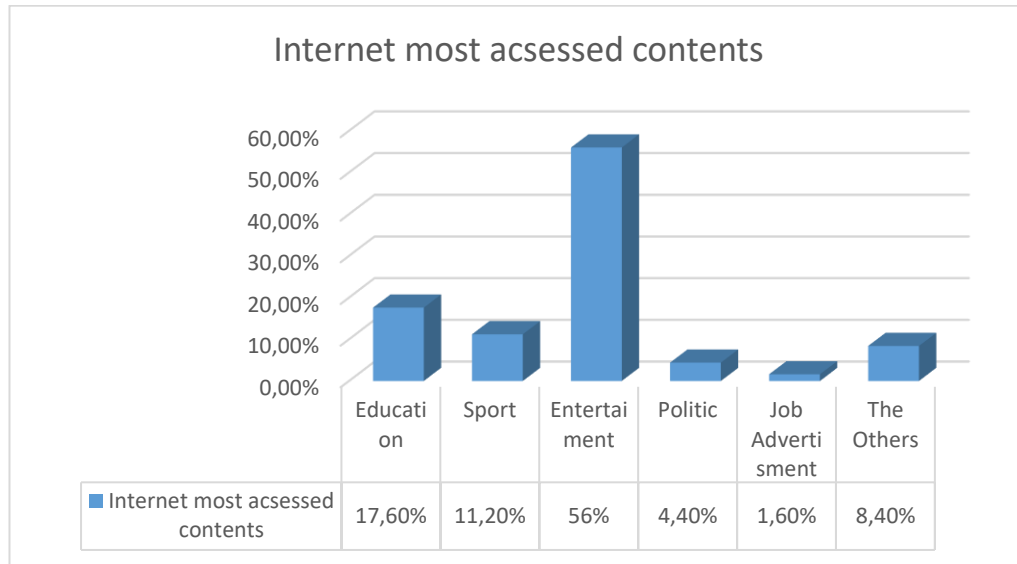


Source: Primary Data in 2018

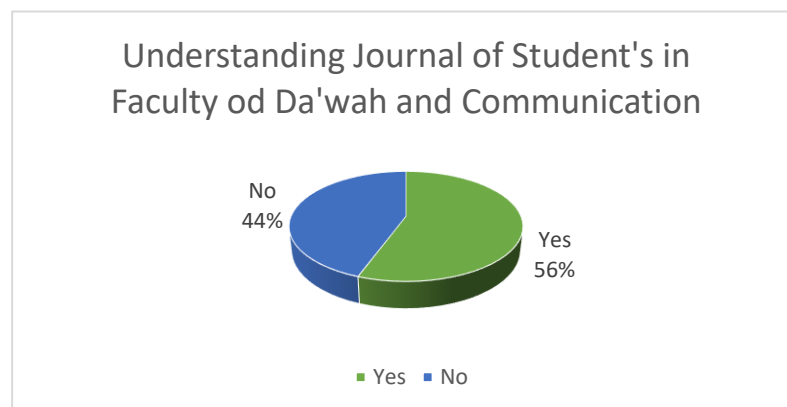
From the data above it shows that internet is important for student life. The use of internet has become a life style of the Faculty of Da'wah and Communication UIN Sunan Kalijaga students. Internet is a functional tool for them which change the way people interact. Through the internet students find an up-to-date data. There is a lot of students use the internet as the media to complete their task and other academic matter (Bashir et al., 2008).

The information in internet shows that internet is important for students of the Faculty of Da'wah and Communication UIN SUNAN KALIJAGA. However, the average number of internets they use per hours by the students isn't in line with the contents they are accessed. The survey shows that the

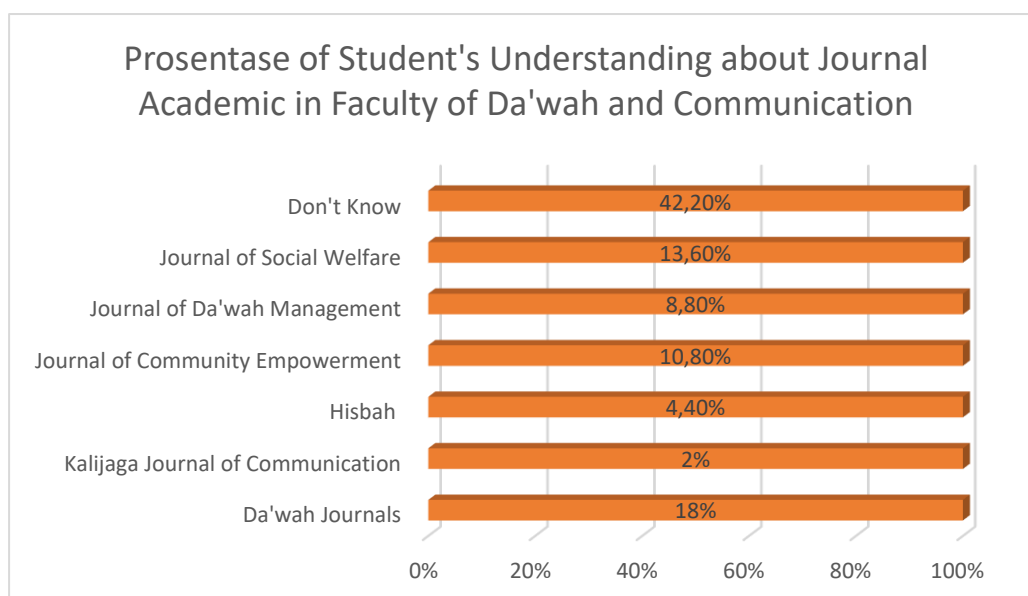
students usually access entertainments than academics. It shows on the result of the survey below:



The data shows that the contents students access in internet are education 44 people (17.6%), sports is 28 people (11.20%), entertainments 140 people (56%), politics 4 people (1.6%), and the others were unrelated 21 people (8.4%). From the data shows that students in the Faculty of Da'wah and Communication UIN Sunan Kalijaga don't know about scientific journals.



The number of students who don't know about scientific journals in the Faculty of Da'wah and Communication are 104 people (44%) while the students who know are 139 people (56%). The number of students who know scientific journals is higher but the number of the students who know about journal isn't in line with the collective understanding in the Faculty of Da'wah and Communication. This is the data of student response on the type of the journals which majority knows in the Faculty of Da'wah and Communication UIN Sunan Kalijaga.



The data above shows the number of students who understand of scientific journals in the Faculty of Da'wah and Communication is low. From the sample of 250 people, about 106 people (42.2%) don't know. It shows that students almost half of them don't know a scientific journal. It shows that students understanding on a scientific journal was very low. Based on the data above, it shows that students know Journal of Da'wah are 45 people (18%), Kalijaga Journal of Communication are 5 people (2%), Hisbah are 11 people (4.4%), Journal of Community Empowerment are 27 people (10.8%), Journal

of Da'wah Management are 22 people (8.8%), and Journal of Social Welfare are 34 people (13.6%).

The student low understanding on a scientific journal in the Faculty of Da'wah and Communication affects the number of visitation and citation on every journal. Besides, from there should be an improvement. However, the fact shows that the number of student citation of the Faculty of Da'wah and Communication isn't in line with the quantity of the students. This is a great loss for the education institution like UIN Sunan Kalijaga.

From the results, there are two main factors why the level of student citation is very low. First, students usually access entertainment than learning through internet. Second, the lecturer isn't too responsive in improving the quality of the journals. Even though the survey shows that students know the journals from the lecturer it isn't effect on the improvement on journal institution. It is related with the quality of the lecturer who writes a journal is low and affect the understanding on Open Journal System. In addition, a lot of lecturers unable to teach if they don't know about OJS and fulfil their responsibility, write down a published scientific journal.

D. Conclusion

The result of the hypothesis shows that there is no correlation between student interest in access journal and the improvement of article quality in the Faculty of Da'wah and Communication is positive or H_0 is accepted. The research uses simple regression shows that t value $>$ t table ($6.379 > 1.667$) and the significance is 0.000 or below 0.005 or 5%. The hypothesis explains the independent variable to dependent variable partially. Means that the questions cumulatively are related in cause and effect. In other words, every question is the part of every tested variable.

The simple regression method shows that the tested variables have values that the function is able to be reduced. In this case, the dependent variable (Y)

to independent variable (X), so X is a constant. As an illustration, if the variable is student interest in accessing journals (X) to the improvement of article quality (Y), the research her improves the article quality by different indicator automatically has a partial value with the independent variable (X).

After the researcher test both variable and then understanding the response of the student in accessing journals. In this digital age, Internet is a primary need for scholars. The survey shows that 98% students said -in responding the research- internet is their learning media. Unfortunately, when the content is asked most of them use internet for their entertainment, about 56% from the total of the population. Meanwhile, educations are accessed about 1-3 hours with 38% percentage.

From the data above it is normal when the question is their understanding on scientific journal of the Faculty of Da'wah and Communication the percentage is 42.2% said no. It is serious problem to those who manage the faculty journals. UIN Sunan Kalijaga vision and mission is World Class University (WSU) and the facts is pretty hard to achieve it. This issue should be managed by the staff of the institution about the importance of accessing journals as the media of learning which more dynamic. Besides, other aspects make the number of students understand the scientific journals low is the unawareness of lecturers in writes scientific journals which published.

Bibliography

- Al-Imarah, A. A., Shields, R., & Kamm, R. (2021). Is quality assurance compatible with technological innovation? Case studies of massive open online courses (MOOCs) in United Kingdom higher education. *Quality in Higher Education*, 27(1), 4–19. <https://doi.org/10.1080/13538322.2021.1830474>
- Arikunto, S. (1998). *Prosedur Penelitian Suatu Pendekatan Praktek*. Rineka Cipta.
- Aryani, S. A., Sunarsih, S., & Abadi, K. R. (2018). Scientific Paradigm Towards World-Class University: Comparative Study on UIN Sunan Kalijaga Yogyakarta and UIN Maulana Malik Ibrahim Malang. *ESENSIA: Jurnal Ilmu-Ilmu Ushuluddin*, 18(1), 13–28. <https://doi.org/10.14421/esensia.v18i1.1467>
- Bashir, S., Mahmood, K., & Shafique, F. (2008). Internet use among university students: A survey in university of the punjab, Lahore. *Pakistan Journal of Library and Information Science*, 9(1), 49–65. <https://doi.org/10.47657/20089811>
- Bungin, B. (2011). *Metodologi Penelitian Sosial*. Airlangga University Press.
- Coates, H. (2005). The value of student engagement for higher education quality assurance. *Quality in Higher Education*, 11(1), 25–36. <https://doi.org/10.1080/13538320500074915>
- Creswell, J. W. (2010). *Research Design Pendekatan Kualitatif Kuantitatif dan Mixed*. Pustaka Pelajar.
- Ghozali, I. (2016). *Aplikasi Analisis Multivariate dengan Program IBM SPSS 23*. Universitas Diponegoro Press.
- Hasiguan, J. (2008). Pemanfaatan Internet: Studi kasus tentang Pola, Manfaat dan Tujuan Penggunaan Internet oleh Mahasiswa pada Perpustakaan USU. *Pustaka: Jurnal Studi Perpustakaan Dan Informasi*, 1(2), 1–18.
- Indrawati, N. (2009). Motivasi dan Minat Mahasiswa untuk Mengikuti Pendidikan Profesi Akuntansi. *Pekbis Jurnal*, 1(2), 124–130.
- Mahajan, R., Agrawal, R., Sharma, V., & Nangia, V. (2014). Factors affecting quality of management education in India: An interpretive structural modelling approach. *International Journal of Educational Management*, 28(4), 379–399. <https://doi.org/10.1108/IJEM-10-2012-0115>

- Mayling Oey-Gardiner. (2017). Perubahan dalam Pendidikan Tinggi Indonesia. In D. Dhakidae (Ed.), *Era Disrupsi Peluang dan Tantangan Pendidikan Tinggi Indonesia*. Akademi Ilmu Pengetahuan Indonesia (AIPI).
- Morissan. (2012). *Metode Penelitian Survei*. Kencana.
- Muhson, A. (2009). Peningkatan Minat Belajar dan Pemahaman Mahasiswa Melalui Penerapan Problem-Based Learning. *Jurnal Kependidikan*, 39(2), 171–182.
- Mulyasa. (2002). *Manajemen Berbasis Sekolah*. Rosdakarya.
- Previtali, P., & Cerchiello, P. (2021). Corporate governance and the responsiveness of organisations to a change in accreditation standards. *Quality in Higher Education*, 27(1), 123–133. <https://doi.org/10.1080/13538322.2020.1833417>
- Rahardjo, D., Sumardjo, Lubis, D. P., & Harijati, S. (2015). *Model Akses dan Pemanfaatan Internet dalam Peningkatan Kemandirian Belajar Mahasiswa Pendidikan Tinggi Terbuka dan Jarak Jauh*. Institute Pertanian Bogor.
- Ratnasari, A. (2008). Internet Sebagai Media Penunjang Studi Mahasiswa. *Mimbar*, 24(1), 13–27. <https://doi.org/10.29313/mimbar.v24i1.250>
- Rofiq, A. C. (2009). Pembelajaran PIBP dan Signifikansinya dalam Peningkatan Mutu Akademik Mahasiswa. *Pustakaloka*, 1(1), 51–65.
- Sayidah, N., Ady, S. U., Supriyati, J., Sutarmin, Winedar, M., Mulyaningtyas, A., & Assagaf, A. (2019). Quality and university governance in Indonesia. *International Journal of Higher Education*, 8(4), 10–17. <https://doi.org/10.5430/ijhe.v8n4p10>
- Singarimbun, M., & Effendi, S. (1987). *Metode penelitian Survey*. Prenada.
- Stephen Gorard. (2003). *Quantitative Methods in Social Science*.
- Sudadio. (2012). Peningkatan Mutu Pendidikan Dasar dan Menengah di Provinsi Banten Melalui Manajemen Berbasis Sekolah. *Jurnal Penelitian Dan Evaluasi Pendidikan*, 16(2), 340–360.
- Sugiono. (2014). *Metode Penelitian Pendidikan (Pendekatan Kuantitatif, Kualitatif, dan R&D)*. Alfabeta.
- Trihendradi. (2012). *Step by Step SPSS 20 Analisis Data Statistik*. Andi Offset.

Williams, J. (2016). Quality assurance and quality enhancement: Is there a relationship? *Quality in Higher Education*, 22(2), 97-102.
<https://doi.org/10.1080/13538322.2016.1227207>